

X-Stream II - Pro Porter

The
Ultimate
Foam
Generator



www.foammaster.com

WELCOME

Important Information About your X-Stream II Pro Porter Machine

Congratulations on your purchase of this FoamMasters foam machine. With your foam machine you will dazzle and entertain audiences in large or small venues. Your X-Stream II - Pro Porter is manufactured with many features, but at the same time it is very easy to use.

The X-Stream II - Pro Porter is a recreational foam generator used for creating an entertaining environment for parties, nightclubs, and fun special effects. Its sleek design and ABS Plastic construction makes it a popular appliance for years and years of foam making. The X-Stream II - Pro Porter will produce large quantities of foam in a short period of time (10-20 minutes), so there is fun for all as soon as the X-Stream II - Pro Porter is activated.

IMPORTANT PRODUCT AND SAFETY INFORMATION

Failure to follow these instructions can cause serious bodily injury or property damage.

CAUTION: YOU MUST READ THE FOLLOWING BEFORE OPERATING THE X-Stream II - Pro Porter.



The X-Stream II - Pro Porter is an Electric Product and not a Toy. Adult Supervision is Continuously Necessary to Avoid the Risk of Electric Shock or Personal Injury. It should not be operated or placed where small children can reach it. Always keep fingers away from the FAN GUARD and never remove the GUARD or the Electronic Enclosure Cover. Children should also always stay away from the solution container at all times to minimize the risk of shock or drowning.



The X-Stream II - Pro Porter generates a layer of foam on every surface that obscures ground vision and can cause slipping. Always prepare your foaming area using a flat surface free of obstructions, such as steps, standing water, cables, ledges, electronic equipment, rocks, toys, and sharp objects before generating foam.

Never place the pump in water or remove the pump from the water while the X-Stream II - Pro Porter is plugged into an electronic socket. Always use a plastic container to hold solution.

Do not run the X-Stream II - Pro Porter while the solution container has a water or solution level lower than 1/8". Never use water with a temperature greater than 104 Degrees F. Never use any ingredient in your solution container other than water and/or your Foam Master's foam solution. If you do not follow these directions, the pump and X-Stream II - Pro Porter can be damaged.

Always operate the X-Stream II - Pro Porter on a dry, level surface. The cables and hose should be routed so that pedestrian traffic cannot trip over the cable or hose.

Never leave the X-Stream II - Pro Porter unattended while operating. Do not operate it in the rain or in standing water. Do not place the X-Stream II - Pro Porter within 10 ft (3 meters) of a swimming pool, steps, or a ledge without a guardrail.

Use Caution when adjusting the vertical aim of the X-Stream II - Pro Porter nozzle, since it may rotate freely when unlocked and contact (injuring) someone underneath the cone.

Always use an outlet with an earth grounding receptacle and a Ground Fault Circuit Interrupt (GFCI).

Never use this product for any activity other than for what it is intended.


X-Stream II - Pro Porter Features and Specifications

Features

- Made primarily of ABS Plastic
- Low consumption of water and foam concentrate
- Lifetime warranty
- Long lasting dry foam
- Fast type connector for water inlet
- Hook up standard garden hose to tap water
- 24-Hour Technical Service
- GFI Protection


Specifications

Voltage:	110 60 Hz	or 220 50 Hz
Fuse:	20 Amps	
Size:	22" Wide, 27" Long	and 22" Tall
Weight:	40 lbs	
Materials:	Predominately ABS Plastic	
Foam GenerationRate:	650 cubic square feet per minute (approximate)	
Cable Length	15 feet	
Hose Length:	15 feet	



Foam Solution Mixture

Solution Mixture:

Foam Masters Labs are constantly inventing and reformulating solutions in order to improve the foam from the X-Stream II - Pro Porter. Please contact Foam Masters at 800-745-8599 for more information on new foams. In order to prevent operation problems, always use a Foam Master approved foam solution. Failure to use approved Foam Masters solution will automatically void the lifetime warranty.  Always mix and store the Solutions in a plastic container.

FG-HDF Solution. The ratio for this foam solution is 50 units of water to 1 unit of solution. See the chart below for some examples of common water/solution ratios for the FG-HDF Solution only.

Minimum Container Size	Water	FG-HDF Solution		
		Gallons	Quarts	Ounces
12 gallons	10 gallons	.2	.8	26
26 gallons	25 gallons	.5	2	64
32 gallons	30 gallons	.6	2.4	77
42 gallons	40 gallons	.8	3.2	102
52 gallons	50 gallons	1	4	128

Stir the solution in the container before operating the X-Stream II - Pro Porter.



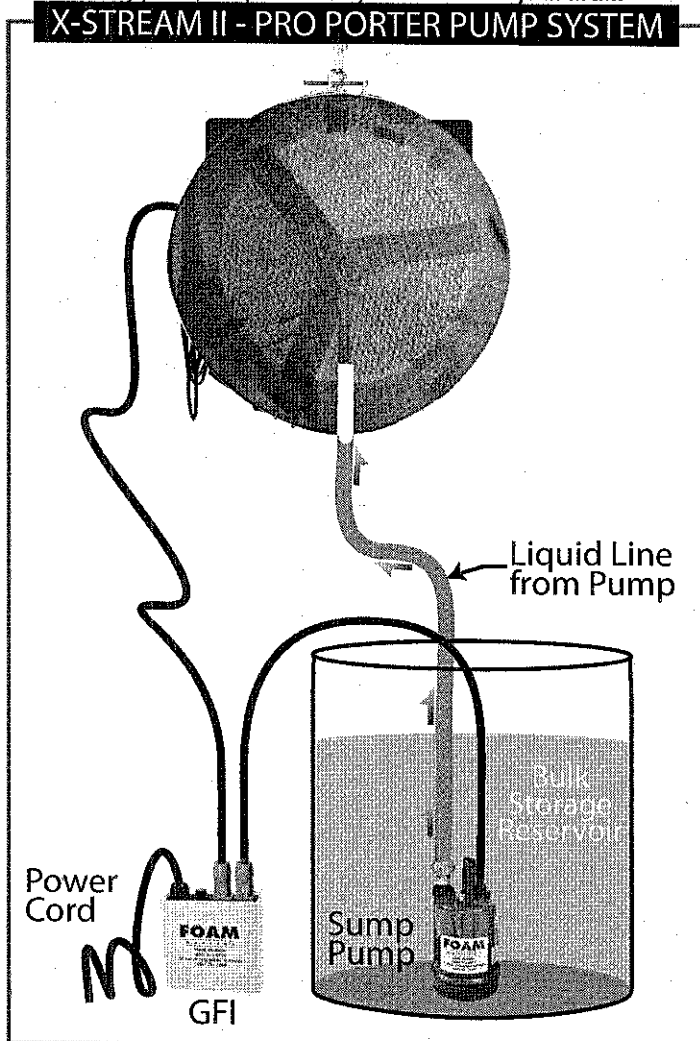
General Operating Instructions

Operating Instructions:

The X-Stream II - Pro Porter has some simple instructions that must be followed carefully in order to create rich foam, ensure the safety of the operators/participants, and to protect the equipment from damage. PLEASE FOLLOW THESE INSTRUCTIONS CAREFULLY.

The X-Stream II - Pro Porter uses a sump pump and a premixed solution to ensure that the solution flow rate is ideal in the creation of foam. The two electrically operated pieces of equipment in the X-Stream II - Pro Porter are the Sump Pump (110V or 220V) and the Blower-fan (110V or 220V), and are controlled by a GFI.

- 1) Prepare the area you intend to fill with foam. Always prepare your foaming area; making sure it is a surface free of obstructions such as steps, standing water, cables, ledges, electronic equipment, rocks, toys and sharp objects before generating foam. Note that if the area surface is linoleum, it will be much more slippery than an outdoor carpet, concrete or lawn. Always warn participants that the foam can make the floor slippery, which is part of the fun.
- 2) Locate the X-Stream II - Pro Porter exactly in the middle of the area you intend to fill with foam. Hang the X-Stream II - Pro Porter or place it on the Tri-pod in the desired direction. Make sure the X-Stream II - Pro Porter is resting on a surface that is level and dry. It should never be located within 10 ft of a swimming pool, steps or ledge without a guardrail.



- 3) Prepare the foam solution in a plastic container (per the "Solution Mixture" section) and locate it within 15 ft of the X-Stream II - Pro Porter. The container should always be plastic. Lower the Sump Pump into the container. Plug in the Sump Pump Cord to the electric connector on the X-Stream II - Pro Porter's electronic GFI power supply. The X-Stream II - Pro Porter should never be plugged into the electrical outlet when lowering or raising the Sump Pump from the solution container. The Sump Pump should never be run with less than an 1/8" of solution in the solution container or you will damage the pump.

- 4) After clearing people away from the nozzle end of the X-Stream II - Pro Porter, plug the electric cord into the 110V or 220V outlet. Press down on the switch marked "ON" to turn on the X-Stream II - Pro Porter. In less than 30 seconds, foam should flow out of the X-Stream II - Pro Porter nozzle. If foam is not created after 1 minute, turn off and unplug the X-Stream II - Pro Porter. Review the Q/A Problems section in this manual.

General Maintenance and Cleaning

Operating Instructions:

When you have created a desired amount of foam or emptied the container, turn off the X-Stream II - Pro Porter by pressing on the lower part of the "ON" switch. Always unplug the X-Stream II - Pro Porter when you are not supervising its operation.

5) After running the X-Stream II - Pro Porter for 30 seconds, use the adjust valve below the X-Stream II - Pro Porter. This will allow you to tweak the richness of the foam (wetter or dryer). The foam should pour out from the front of the X-Stream II - Pro Porter and immediately drop toward the ground. Have Fun Making Foam!

General Maintenance

Fuse Replacement (220v only):

The X-Stream II - Pro Porter uses a reset able GFI protected fuse box. If the GFI is tripped, check for the cause, then reset. If it continues contact Foam Masters customer service at 888-391-7669.

Hose Replacement:

Upon damaging the hose, replace it with a standard 20-foot long garden hose. A longer hose may affect foam output.

Electrical Wire Damage:

Foam Masters will repair all wire damage per the lifetime warranty.

General Repair:

The Foam Masters X-Stream II - Pro Porter has a lifetime warranty and should never require you to remove the electrical panel or fan guard (extreme danger).

Please contact Foam Masters if you have questions on its operation or warranty.

WARRANTY WILL BE AUTOMATICALLY VOIDED IF REPAIRS ARE PERFORMED BY ANYONE OTHER THAN A TRAINED FOAMMASTER TECHNICIAN.

Cleaning Simplified

In order to clean the X-Stream II - Pro Porter, fill another plastic container with water and insert the Sump Pump (the X-Stream II - Pro Porter or Pump unplugged) as before. Run the Foam X-Stream II - Pro Porter for 3-5 minutes. After a minute or so, it is normal for water to run out from the back end of the Foam X-Stream II - Pro Porter. Use a mild cleanser on the Outside of the X-Stream II - Pro Porter except on the FAN housing, Plastic Container and Tubing/Valve/Switches/Connectors/Hose/Wire.

Types of Trouble and Their Solutions

Symptoms and Cause and/or Corrective Actions

1

If the X-Stream II - Pro Porter does not generate foam, review the following checklist.

- a) Is the Fan Operating? (Air is shooting out nozzle of X-Stream II - Pro Porter.)

Yes: Move on to (b)

No: Check the electric plug interface to the outlet connection. Check the "Blower" Switch-press it up and down. Unplug the outlet plug before checking the fuse (see fuse changing instructions above). If it still does not operate, call Foam Masters Technical Service.

- b) Is the Sump Pump Operating? Is there water coming out of the X-Stream II - Pro Porter when you turn it on?

Yes: Go to (c)

No: Make sure the pump is submerged in solution. Check that the electrical connection between the pump and the X-Stream II - Pro Porter electrical box connector is locked. Make sure the hose is hooked up between the pump and the valve connection on the X-Stream II - Pro Porter. If it still does not operate, call Foam Masters Technical Service.

- c) Adjust the hand valve below the X-Stream II - Pro Porter to a number of positions to see if it helps generate a dryer or wetter foam. Create another batch of solution and double check that you match one of the "solution mixtures" noted above (for the correct solution type). Retest the X-Stream II - Pro Porter with the new solution batch. If it still does not generate foam, call Foam Masters Technical Service.

- d) Is the mix of foam to water correct? Try mixing one more gallon of HDF to the reservoir with water.

Warning: Some municipal city water sources have harsh minerals that may cause bad production of foam. In other cases, bad production of foam may be caused by the facility using a water softener. The water softener acts like a de-foamer and does not produce good foam.

Technical Service

Foam Masters 24 hr Technical Service line at:

256-229-5551 or email service@globalspecialeffects.com

www.globalspecialeffects.com

Sales - 800-745-8599

256-229-5551

Limited Lifetime Warranty

Foam Masters provides a limited lifetime warranty for the X-Stream II - Pro Porter for all manufacturing defects for such items as the fan, pump, valves, electronics, casters and components. Any misuse, abuse or negligence automatically voids our warranty. Running any liquids/materials other than water and the Foam Masters solutions through the pump/X-Stream II - Pro Porter automatically voids our warranty. Foam Masters is not responsible for loss of income, labor, or business as a result of a X-Stream II - Pro Porter malfunction. Foam Masters is not responsible for physical damage, scratching or hose damage after shipping from Foam Master's Manufacturing facility. For safety reasons, Foam Masters will repair damaged wires per the warranty. Direct all questions and claims to the Foam Masters Technical Support Number. 1-800-745-8599.



Anderson, AL 35610 • USA



11054 County Road 71
Lexington, AL 35648

AUSTRALIA • NASHVILLE
LOS ANGELES • FORT LAUDERDALE

Sales: 256-229-5551
Fax: 256-229-5552

24 Hour Tech Support
1-800-745-8599

www.globalspecialeffects.com